

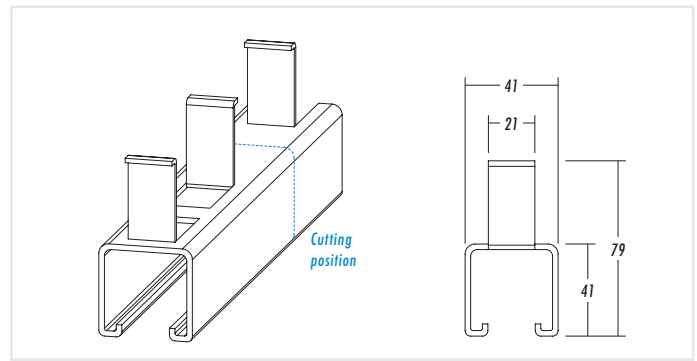


Concrete Inserts 混凝土嵌件

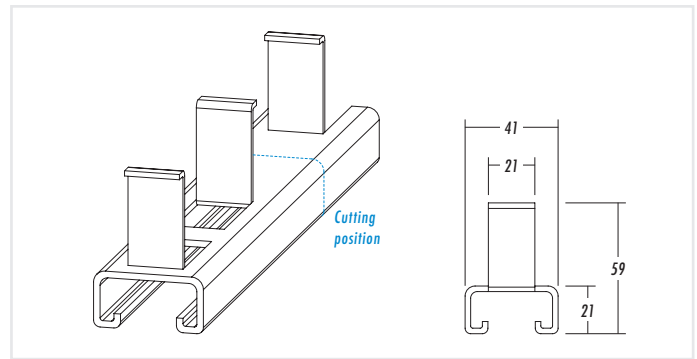
Concrete Inserts have the same general specifications as the similar single channel sections but are provided with anchor lugs spaced along their reverses side. They are supplied ready packed with polystyrene foam to avoid concrete entering the channel during pouring. The standard length is 6.0M.

Inserts should be fixed to the wooden shuttering by nailing through the foam filling (in the cut-out holes) and the concrete is then poured. When the shuttering is removed and the foam pulled out, each insert presents an open channel face, flush with the surface of the concrete and capable of accepting the range of brackets.

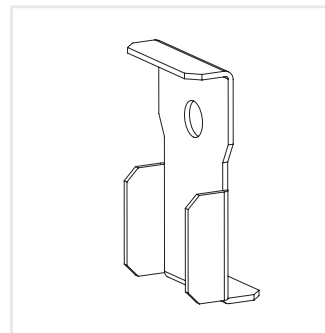
The following data is based upon tests carried out on inserts set into vibrated mix concrete blocks, maximum aggregate size 20mm, with a crushing strength of 30 N/mm² after 28 days.



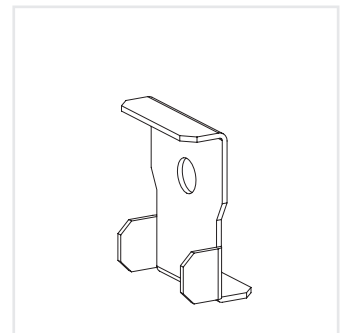
K3270



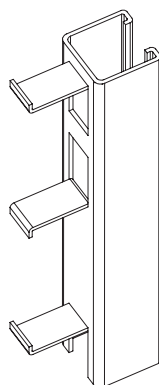
K3370



End Cap K3270/E

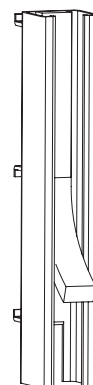


End Cap K3370/E



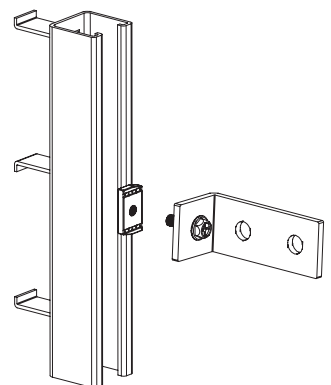
Easy placing

The Concrete Insert is firmly fixed to the concrete side of shuttering before pouring.



Immediate use

When the shuttering is struck, the insert is ready to use.



Fixing at any point

Brackets and other components can be attached at any point along the Unistrut continuous entry channel.

The Benefits