

K.T.



KAM TAI Floor Trunking Systems


KAM TAI PRODUCT (HK) CO., LTD.

G/F 148, TEXACO ROAD, LUNG SING FACTORY BUILDING,
TSUEN WAN, N.T., HKSAR

Website: www.ktp-hk.com E-mail: cs@ktp-hk.com



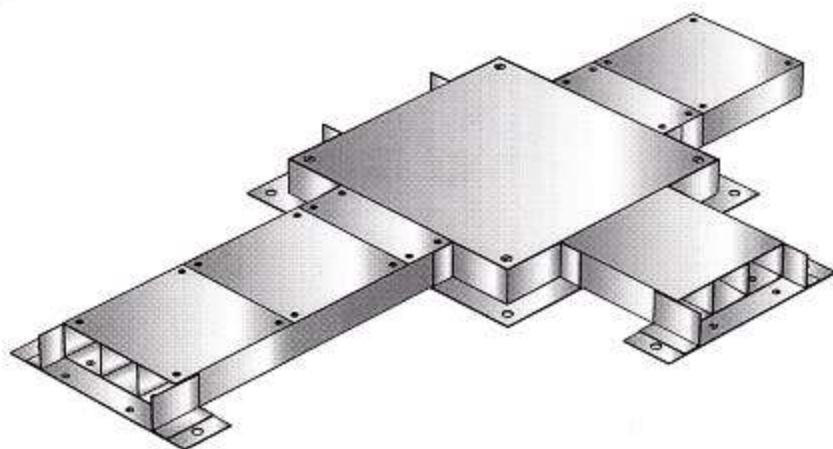
K.T.



KAM TAI 金泰 地槽系列

FLOOR TRUNKING - FT SERIES

Flush Floor Trunking Systems 平地台電線槽



Materials: (材質)

Galvanized steel to BS4678 Part 1 : Class 3 to BS EN 10143 (275/gm)

鍍鋅符合英國 BS4678 第1章3級抗蝕保護

Mild Steel to BS 1449-1 and Hot-Dipped Galvanized finishing to ISO 1461


熱浸鋅水符合ISO 1461 防鏽級別

原料符合英國 BS1449-1 標準

Stainless Steel to SS304 or SS316.

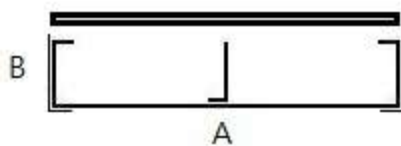
不鏽鋼原料符合 SS304 或 SS316 標準

標準型 STANDARD



FT + / standard code

分雙格 2-Compartment

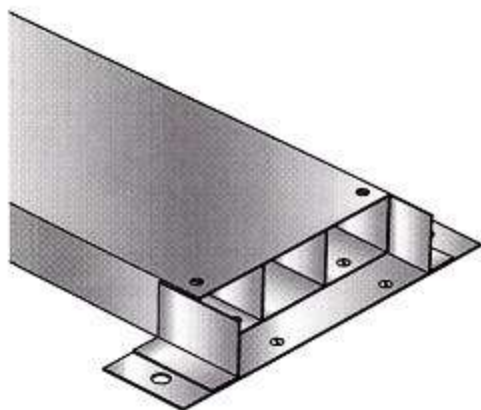


FT + / standard code + / 2C

分三格 3-Compartment



FT + / standard code + / 3C



Trunking:

Each length is 2.44m and supplied with Turnbuckle fixed or Spring clip fixed cover, coupler, fixing screws and earth link

標準長度 (2.44米) 配件包括: 槽駁片, 螺絲, 水線片及槽蓋

Extra length 0.6m / 1.2m / 1.8m available to clients order


可訂製其它長度

Technical specifications and comply standard

Non standard thickness and finishes available to clients order.

Comply IEC 61084-1 and IEC 60529 (IP X4) standard

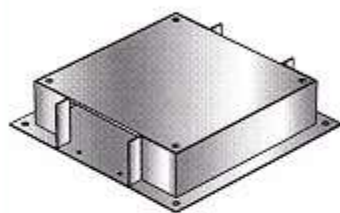
K.T.



KAM TAI 金泰 地槽系列

FLOOR TRUNKING - FT SERIES

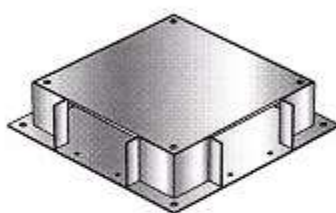
Flush Floor Trunking Accessories 平地台槽配件



直通

Through

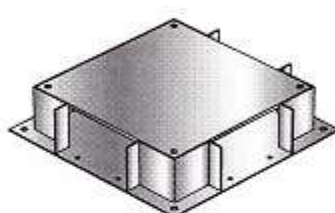
Standard code + / S



90 度 曲

90 degree bend

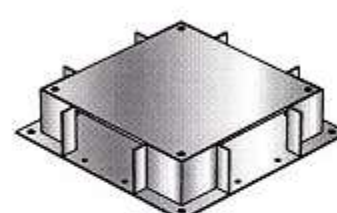
Standard code + / FB



T 三 叉

Flat Tee

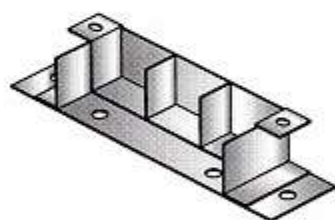
Standard code + / FT



十字叉

Four Way

Standard code + / FW



上昇曲位

Riser Bend

Standard code + / RB



槽尾封

Stop End Cap

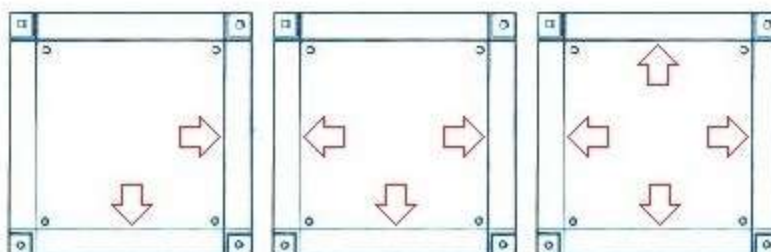
Standard code + / SE


地槽箱

Junction Box

Standard code + / JB

Easily for cable arrangement,
available to straight run, 90 degree, tee, cross & conduit outlet





Finishes

Pre - Galvanized

Continuous hot dip zinc coated steel sheet to BS4678, part 1 class 3. The base material is flat rolled sheet in coils suitably treated and annealed then passed through a bath of molten zinc. Minimum coating designation of G275 with a coating weight of 275 g/m² including both sides which equates to a zinc coating of 15.2 µm each side.

Hot Dip Galvanized (Post - Galvanized)

Hot dip galvanized is in accordance with BS729 : 1971 or ISO 1460 / 1461. Details stated in the following table.

BS729 : 1971 Material Thickness	Coating Weight (Minimum Average) g/m ²	Average Zinc Thickness (Microns)
5mm thick and over	610	85
Under 5mm but not less than 2mm	460	65
Under 2mm but not less than 1mm	335	47
Iron castings	610	85
Centrifuged for threaded fasteners	305	43

ISO 1460 / 1461

ISO 1461 coating minimum masses (related to thickness) on sample which are not centrifuged.

Article and its thickness mm	(a) Local coating (m/A) (minimum)		(b) Mean coating (m/A) (minimum)	
	g/m ²	µm	g/m ²	µm
Steel > 6 mm	505	70	610	85
Steel > 3 mm to < 6 mm	395	55	505	70
Steel > 1.5 mm to < 3 mm	325	45	395	55
Steel < 1.5 mm	250	35	325	45
Castings > 6 mm	505	70	575	80
Castings < 6 mm	430	43	505	70

ISO 1461 coating minimum masses (related to thickness) on sample which are centrifuged.

Article and its thickness mm	(a) Local coating (m/A) (minimum)		(b) Mean coating (m/A) (minimum)	
	g/m ²	µm	g/m ²	µm
Articles with threads				
> 20 mm diameter	325	45	395	55
> 6 - < 20 mm diameter	250	35	325	45
< 6 mm diameter	145	20	180	25
Other articles (including coating)				
< 3 mm	325	45	395	55
< 3 mm	250	35	325	45

(a) **Local coating mass:** The value of coating mass obtained from a single gravimetric test.

(b) **Mean coating mass:** The average value of the coating masses determined either by using a control sample selected according to clause 5 with tests according to ISO 1460 or by conversion of the mean coating thickness. (The average value of the local thicknesses either on one large article or on all the articles in the control sample.

(c) **Sampling:** A control sample for thickness testing shall be taken randomly from each inspection lot selected for testing. The minimum number of articles from each inspection lot to form the control sample shall be according to the following table.


Control sample size related to lot size

Number of articles in the lot	Minimum number or articles in the control sample
1 to 3	All
4 to 500	3
501 to 1,200	5
1,201 to 3,200	8
3,201 to 10,000	13
> 10,000	20

Acceptance inspection shall be undertaken before the products leave the hot dip galvanizer's factory, unless otherwise specified at the time of ordering by the purchaser.



KAM TAI Floor Trunking Systems



Finishes

Plascoat PPA571

PPA571 is a long lasting and tough coating for exterior application. It is **Halogen Free**, **low smoke** during combustion and **non toxic**. Technical specification shown as below.

Appearance		Smooth
Coverage	(100% efficiency)	min. 250 micron
Tensile Strength	ISO 527	12 MPa
Elongation at Break	ISO 527	800%
Hardness	Shore A	95
	Shore D	44
Electrical Dielectric Strength	IEC 243 (1988)	14.5 KV/mm
Breakdown Voltage	IEC 243 (1988)	40 rms KV
Salt Spray	ISO 7253 (ASTN B117) Steel	Result after 1000 hrs - Scribed Loss of adhesiobn less than 10mm from scribe. Under film corrosion 2-3mm No loss of adhesion
	- Unscribed	
Chemical Resistance	Dilute Acids & Alkali	Good
Adhesion	PSL, TM/9	A-1
Weathering	QUV ISO 4892	2000 hrs - No significant change in colour or loss of gloss
	Florida 45° facing South	3 years - No significant change in colour or loss of gloss
Burning characteristics		
- Ignitability	BS476 : Pt5 : 1979	P-not easily ignitable
- Surface spread of flame	BS476 : Pt7 : 1979	Class 1
- Fire Propagation	BS476 : Pt6 : 1984	I = 0.2

Epoxy Powder Coated

Epoxy Powder Coating is a thermoset type powder coatings generally for interior use, providing very good decorative properties with excellent chemical resistance. These costings are not ideally suited to prolonged exterior exposure or for use at elevated temperatures. They are available in a range of glosses and colours and in a variety of texture finishes.

Polyester Power Coated

Polyester Powder Coating is ideal for use on metallic building components such as aluminum profiles, sections and sheet, agricultural equipment, garden furniture and leisure products etc. The primary characteristic of polyester powder coating is its supreme colour and gloss-retention on external exposure.

Other Finishes

Upon client request, stainless steel 304, 316 and Glass Reinforced Plastic material (GRP) will be supplied.

K.T.

KAM TAI Floor Trunking Systems



Standard Product Code

Trunking Size A (mm) B	Available Material Thickness (mm)	Standard Code
50 x 25	1.0 / 1.2 / 1.4 / 1.6	5025
75 x 25	1.2 / 1.4 / 1.6	7525
100 x 25	1.2 / 1.4 / 1.6	1025
150 x 25	1.4 / 1.6	1525
200 x 25	1.4 / 1.6	2025
300 x 25	1.6 / 2.0	3025
400 x 25	1.6 / 2.0	4025
500 x 25	1.6 / 2.0	5025
600 x 25	1.6 / 2.0	6025
50 x 40	1.0 / 1.2 / 1.4 / 1.6	5040
75 x 40	1.2 / 1.4 / 1.6	7540
100 x 40	1.2 / 1.4 / 1.6	1040
150 x 40	1.4 / 1.6	1540
200 x 40	1.4 / 1.6	2040
300 x 40	1.6 / 2.0	3040
400 x 40	1.6 / 2.0	4040
500 x 40	1.6 / 2.0	5040
600 x 40	1.6 / 2.0	6040
50 x 50	1.0 / 1.2 / 1.4 / 1.6	5050
75 x 50	1.2 / 1.4 / 1.6	7550
100 x 50	1.2 / 1.4 / 1.6	1050
150 x 50	1.4 / 1.6	1550
200 x 50	1.4 / 1.6	2050
300 x 50	1.6 / 2.0	3050
400 x 50	1.6 / 2.0	4050
500 x 50	1.6 / 2.0	5050
600 x 50	1.6 / 2.0	6050
75 x 75	1.2 / 1.4 / 1.6	7575
100 x 75	1.2 / 1.4 / 1.6	1075
150 x 75	1.4 / 1.6	1575
200 x 75	1.4 / 1.6	2075
300 x 75	1.6 / 2.0	3075
400 x 75	1.6 / 2.0	4075
500 x 75	1.6 / 2.0	5075
600 x 75	1.6 / 2.0	6075
100 x 100	1.4 / 1.6	1010
150 x 100	1.4 / 1.6	1510
200 x 100	1.4 / 1.6	2010
300 x 100	1.6 / 2.0	3010
400 x 100	1.6 / 2.0	4010
500 x 100	1.6 / 2.0	5010
600 x 100	1.6 / 2.0	6010