

K.T.



KAM TAI Floor Trunking Systems


KAM TAI PRODUCT (HK) CO., LTD.

G/F 148, TEXACO ROAD, LUNG SING FACTORY BUILDING,
TSUEN WAN, N.T., HKSAR

Website: www.ktp-hk.com E-mail: cs@ktp-hk.com



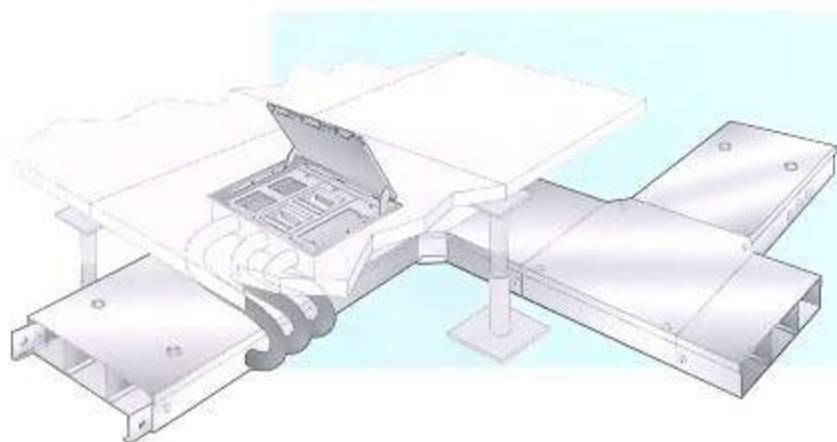
K.T.



KAM TAI 金泰 地槽系列

FLOOR TRUNKING - KT SERIES

Raise Floor Trunking Systems 昇高地台電線槽



Materials: (材質)

Galvanized steel to BS4678 Part 1 : Class 3 to BS EN 10143 (275/gm)

鍍鋅符合英國 BS4678 第1章3級抗蝕保護

Mild Steel to BS 1449-1 and Hot-Dipped Galvanized finishing to ISO 1461

熱浸鋅水符合ISO 1461 防鏽級別

原料符合英國 BS1449-1 標準

Stainless Steel to SS304 or SS316.

不鏽鋼原料符合 SS304 或 SS316 標準

標準型 STANDARD



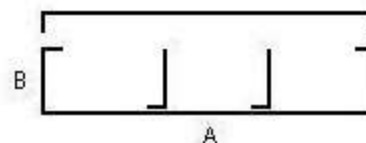
KT + / standard code

分雙格 2-Compartment

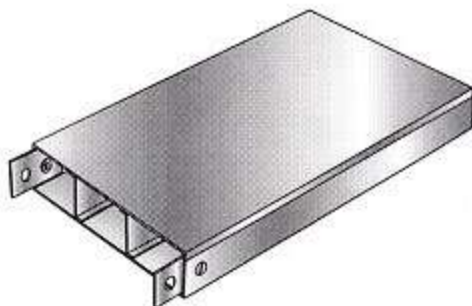


KT + / standard code + / 2C

分三格 3-Compartment



KT + / standard code + / 3C



Trunking:

Each length is 2.44m and supplied with Turnbuckle fixed or Spring clip fixed cover, coupler, fixing screws and earth link

標準長度 (2.44米) 配件包括: 槽駁片, 螺絲, 水線片及夾仔槽蓋 或 肚臍槽蓋

Extra length 0.6m / 1.2m / 1.8m available to clients order


可訂製其它長度

Technical specifications and comply standard

Non standard thickness and finishes available to clients order.

Comply IEC 61084-1 standard

K.T.



KAM TAI 金泰 地槽系列

FLOOR TRUNKING - KT SERIES

Raise Floor Trunking Accessories 昇高地台槽配件



90 度面曲

90 degree bend

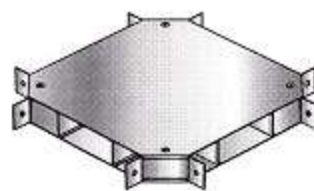
Standard code + / FB



T 三叉

Flat Tee

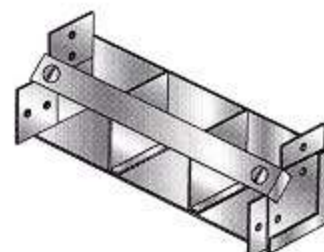
Standard code + / FT



十字叉

Four Way

Standard code + / FW



上昇曲位

Riser Bend


Standard code + / RB



槽蓋箱

Header Box

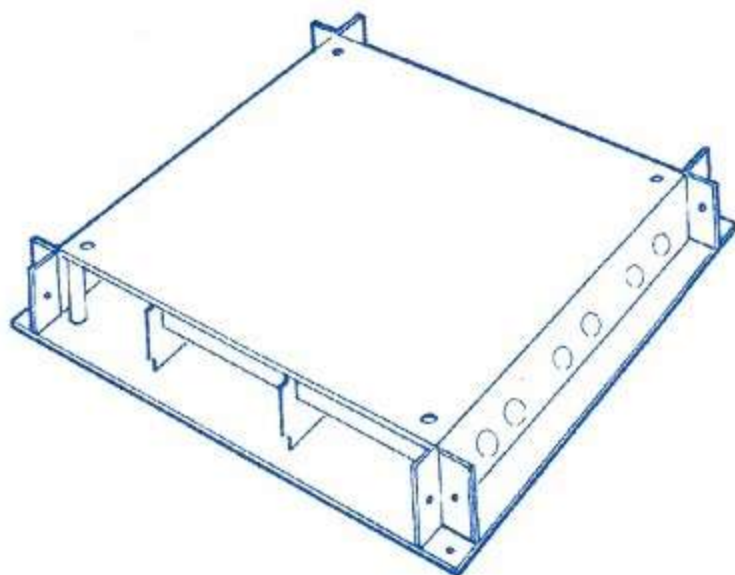
Standard code + / HB



槽尾封

Stop End Cap

Standard code + / SE

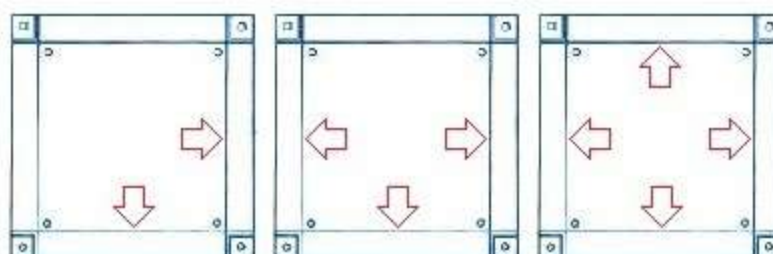


地槽箱

Junction Box

Standard code + / JB

Easily for cable arrangement,
available to straight run, 90 degree, tee, cross & felixable
conduit outlet

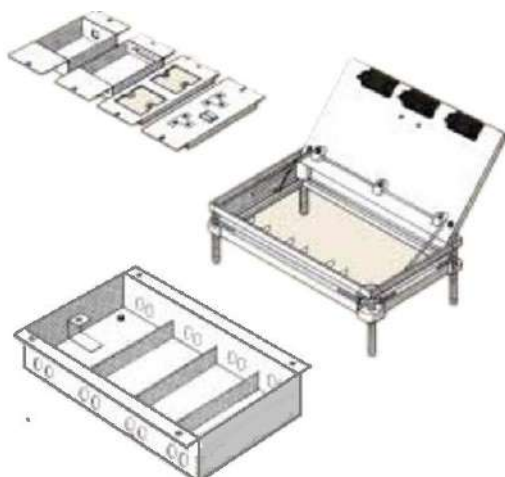


FLOOR BOX



THE ADVANTAGES:

- Manufactured from galvanised sheet steel, with colour coating steel inner frame and support corners, fitted with zinc plated levelling feet.
- This flexible design feature enables it to be easily modified to any size to accept special equipment.
- The height adjustable inner frame allows for levelling the box with the floor finish level.
- Carpet trim available in brass or stainless steel, or other special requirements.
- Solid steel recessed lid with 2.5mm galvanised steel infill. Lid recess 6.5mm.
- Available with stainless steel flat lid.
- All outlet plates are interchangeable.




Space between top of plates and underside of lid

Box depth	Plug top space
55mm	20.2mm
65mm	27.2mm
85mm	27.2mm

Compartment	Depth	Frame size
1	85mm	230x126mm
1	65mm	230x126mm
2	85mm	215x230mm
2	65mm	215x230mm
3	55mm	300x230mm
3	85mm	300x230mm
3	65mm	300x230mm
4	85mm	387x230mm
4	65mm	387x230mm

*Note that all these are standard base boxes, and are available with conduit or underfloor connections. Any other size is available to order.

FLOOR BOX ACCESSORIES PLATES



All standard floor boxes one plate for compartment.

Ref 01

Blank plate



Ref 02

2 x 1 gang outlet



Ref 03

1 x 2 gang outlet



Ref 04

1 x 2 gang outlet dished 5mm



Ref 05

4 x LJ6C apertures (22.4 x 36.4mm)



Ref 06

6 x LJ6C apertures (22.4 x 36.4mm)



Ref 07

4 x Alphasnap aperture 23.5 x 47.5mm



Ref 08

4 x LJ6C apertures angled plate



K.T.

KAM TAI Floor Trunking Systems



Standard Product Code

Trunking Size A (mm) B	Available Material Thickness (mm)	Standard Code
50 x 25	1.0 / 1.2 / 1.4 / 1.6	5025
75 x 25	1.2 / 1.4 / 1.6	7525
100 x 25	1.2 / 1.4 / 1.6	1025
150 x 25	1.4 / 1.6	1525
200 x 25	1.4 / 1.6	2025
300 x 25	1.6 / 2.0	3025
400 x 25	1.6 / 2.0	4025
500 x 25	1.6 / 2.0	5025
600 x 25	1.6 / 2.0	6025
50 x 40	1.0 / 1.2 / 1.4 / 1.6	5040
75 x 40	1.2 / 1.4 / 1.6	7540
100 x 40	1.2 / 1.4 / 1.6	1040
150 x 40	1.4 / 1.6	1540
200 x 40	1.4 / 1.6	2040
300 x 40	1.6 / 2.0	3040
400 x 40	1.6 / 2.0	4040
500 x 40	1.6 / 2.0	5040
600 x 40	1.6 / 2.0	6040
50 x 50	1.0 / 1.2 / 1.4 / 1.6	5050
75 x 50	1.2 / 1.4 / 1.6	7550
100 x 50	1.2 / 1.4 / 1.6	1050
150 x 50	1.4 / 1.6	1550
200 x 50	1.4 / 1.6	2050
300 x 50	1.6 / 2.0	3050
400 x 50	1.6 / 2.0	4050
500 x 50	1.6 / 2.0	5050
600 x 50	1.6 / 2.0	6050
75 x 75	1.2 / 1.4 / 1.6	7575
100 x 75	1.2 / 1.4 / 1.6	1075
150 x 75	1.4 / 1.6	1575
200 x 75	1.4 / 1.6	2075
300 x 75	1.6 / 2.0	3075
400 x 75	1.6 / 2.0	4075
500 x 75	1.6 / 2.0	5075
600 x 75	1.6 / 2.0	6075
100 x 100	1.4 / 1.6	1010
150 x 100	1.4 / 1.6	1510
200 x 100	1.4 / 1.6	2010
300 x 100	1.6 / 2.0	3010
400 x 100	1.6 / 2.0	4010
500 x 100	1.6 / 2.0	5010
600 x 100	1.6 / 2.0	6010